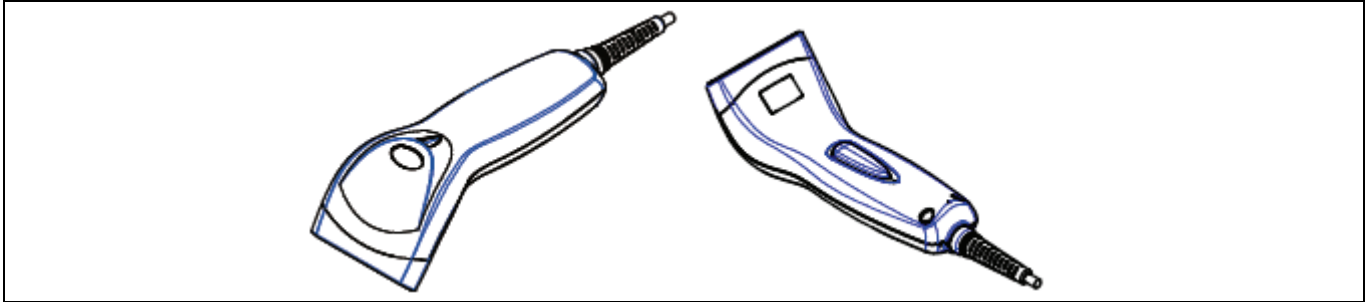


## Z-3220 Handheld Linear Image Scanner

32 Bit  
Ultrascan Decoding Technology

### Standard Device



### Ordering Information

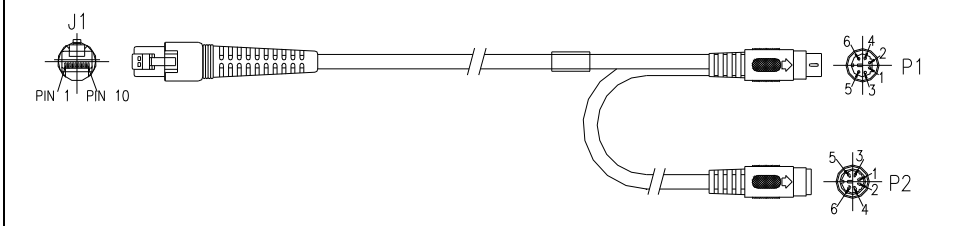
	88H-200000-000	Z-3220	White housing (device only, w/o cable)
	88H-200000-001	Z-3220 (B)	Black housing (device only, w/o cable)
	88H-2000KP-000	Z-3220 (K)	White housing w/PS/2 cable
	88H-2000KP-001	Z-3220 (K)(B)	Black housing w/PS/2 cable
	88H-2000RP-000	Z-3220 (R)	White housing w/RS-232 cable (DTE pin-out)
	88H-2000RP-001	Z-3220 (R)(B)	Black housing w/RS-232 cable (DTE pin-out)
	88H-2000UB-000	Z-3220 (U)	White housing w/USB cable
	88H-2000UB-001	Z-3220 (U)(B)	Black housing w/USB cable
	88H-2000RP-0NB	Z-3220 (R)	White housing w/RS-232 cable (DTE pin-out) w/o ZEBEX logo
	88H-2000RP-0N1	Z-3220 (R)(B)	Black housing w/RS-232 cable (DTE pin-out) w/o ZEBEX logo
	88H-2000UB-0NB	Z-3220 (U)	White housing w/USB cable w/o ZEBEX logo
	88H-2000UB-0N1	Z-3220 (U)(B)	Black housing w/USB cable w/o ZEBEX logo
	88H-2000UR-000	Z-3220 (UR)	White housing w/USB Virtual COM Interface
	88H-2000UR-001	Z-3220 (UR)(B)	Black housing w/USB Virtual COM Interface

# [ Buyer's Guide ]

## Standard Cable Options


- The standard cable is gray, straight, and 2 meters (6.5 feet) in length.
- The standard cable options include PS/2, RS-232 (either DCE or DTE pinout), USB, and etc.
- Special Order Requirement:  
ZEBEX is capable of supplying special customized cable, given that customers provide detailed pin configurations. The minimum order quantity of a special cable is 250 pcs.

### 1. Keyboard Wedge Cable (for PS/2)

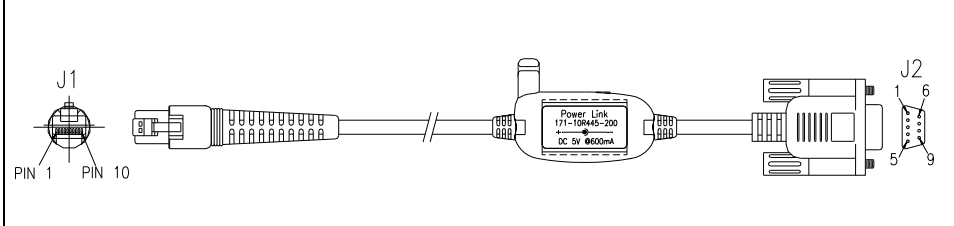


PIN-OUT CONFIGURATION		
MINI DIN (M)		MINI DIN(F)
1.	PC Data	1. KB Data
2.	N.C.	2. N.C.
3.	GND	3. GND
4.	+5V	4. +5V
5.	PC Clock	5. KB Clock
6.	N.C.	6. N.C.

**Item Part No.** 171-10K100-200




### 2. RS-232C Communication Cable (DTE pin out)

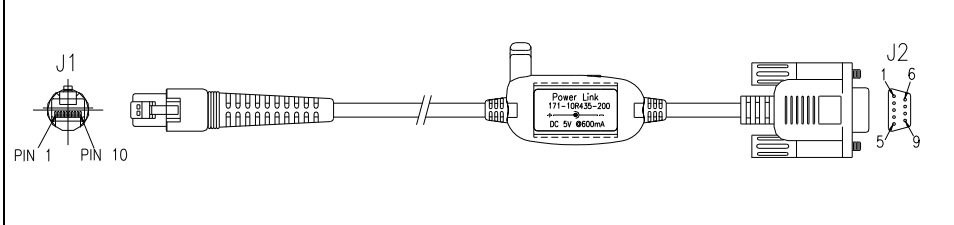


PIN-OUT CONFIGURATION	
DB-9 (F)	FUNCTION
2	TX
3	RX
7	CTS
8	RTS
5	GND
9	+5V Input

**Item Part No.** 171-10R445-200




### 3. RS-232C Communication Cable (DCE pin out)

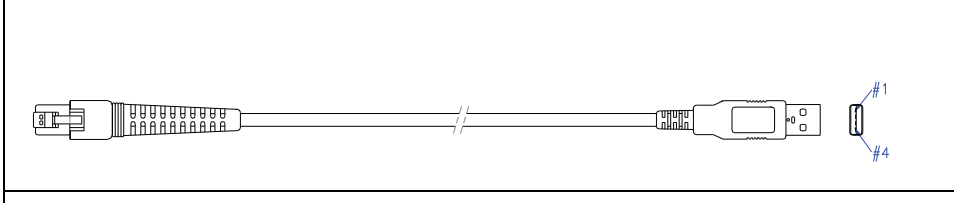


PIN-OUT CONFIGURATION	
DB-9 (F)	FUNCTION
2	RX
3	TX
7	RTS
8	CTS
5	GND
9	+5V Input

**Item Part No.** 171-10R435-200




### 4. HID USB / Virtual COM USB / OPOS USB Interface with Detachable Cable Type A



PIN-OUT CONFIGURATION	
USB TYPE A CONNECTOR	FUNCTION
1.	VCC
2.	D-
3.	D+
4.	VSS

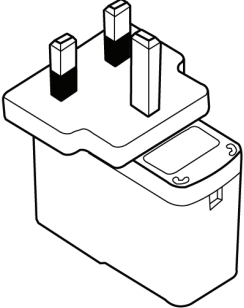
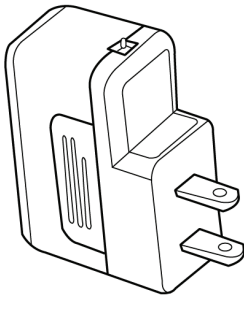
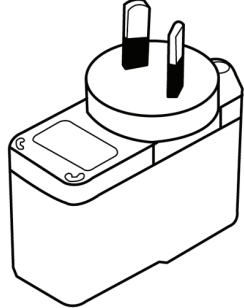
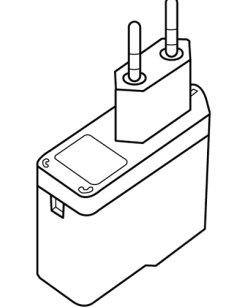
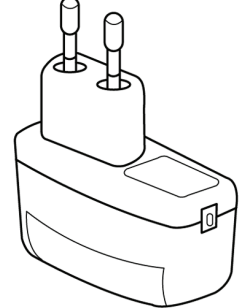
**Item Part No.** 171-10U301-200



\* Additional software or special firmware may be required for activating virtual COM or OPOS USB interface.

## Power Adapter

Z-3220 requires a minimum of 110mA at 5 VDC power and consumes power from the host machine. If the host can not supply sufficient power, ZEBEX provides adapters of the following plug types:

UK Plug	US Plug	Australian Plug	European Plug	Korean Plug
				

\* The figures are for reference only. The adaptor form factor is subject to change without prior notice.